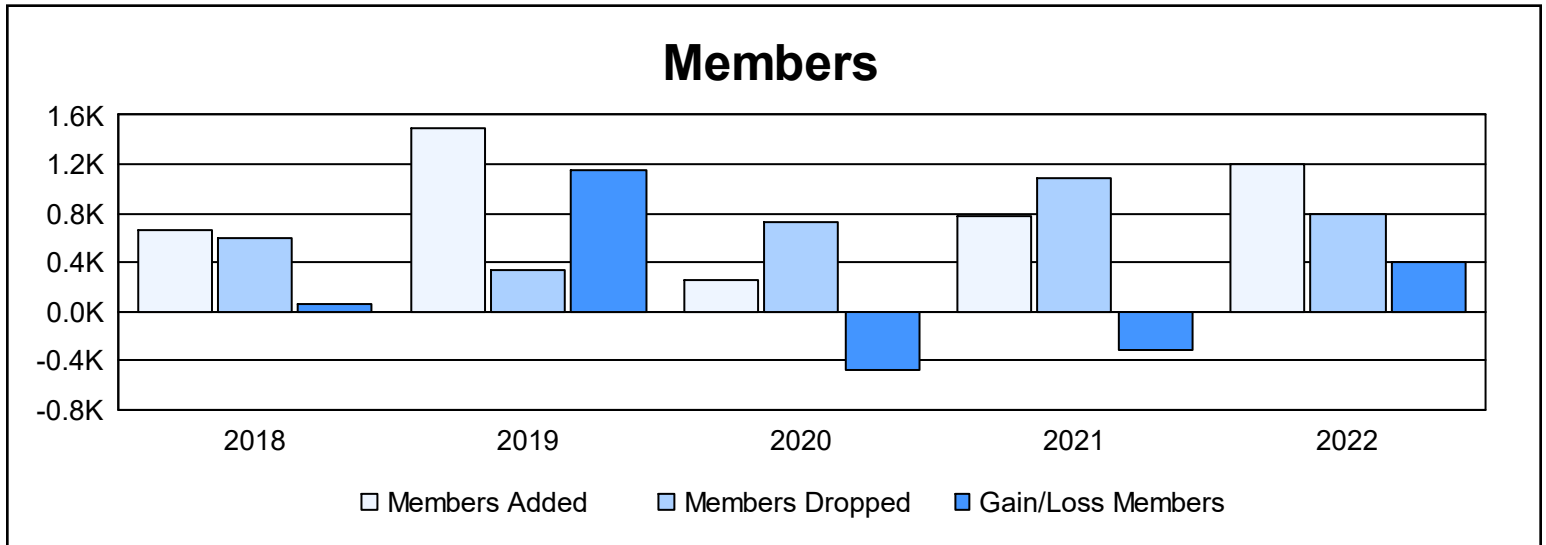
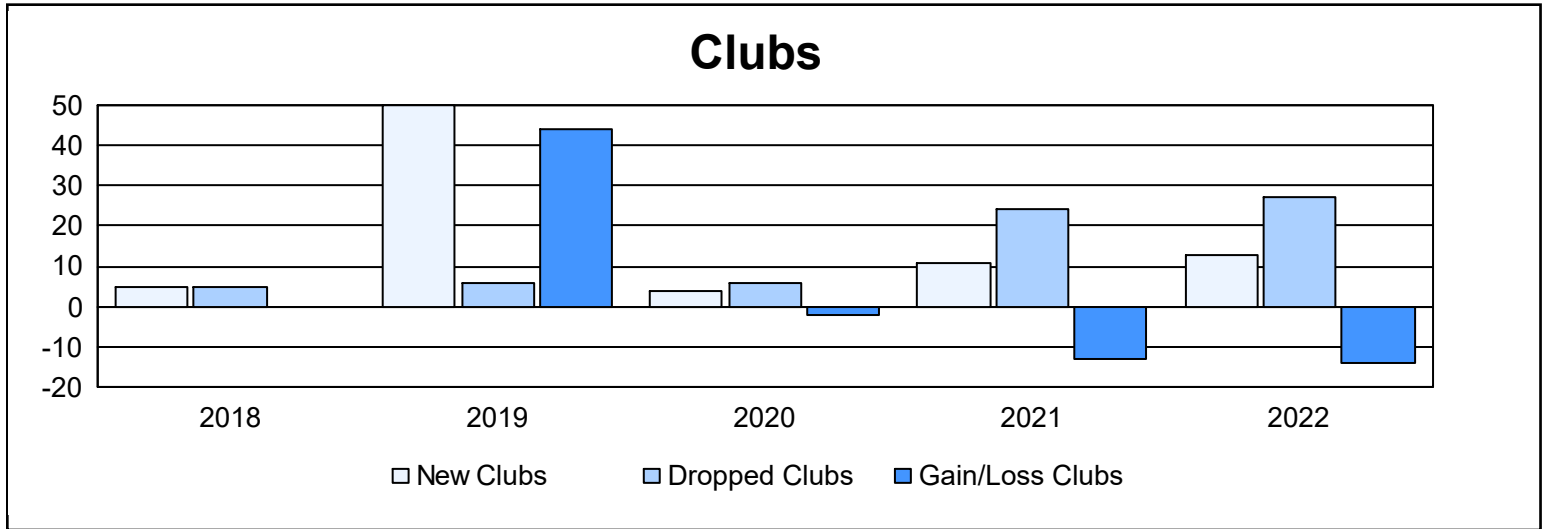
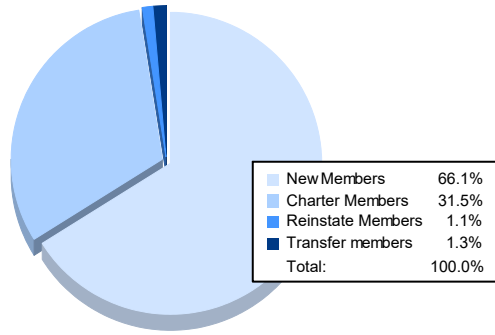


| Year | New Clubs | Dropped Clubs | Gain/ Loss Clubs | New Members | Charter Members | Reinstate Members | Transfer Members | Total Member Added | Total Members Dropped | Gain/ Loss Members |
|----------------|-----------|---------------|------------------|-------------|-----------------|-------------------|------------------|--------------------|-----------------------|--------------------|
| 2017-2018 | 5 | 5 | 0 | 374 | 154 | 96 | 33 | 657 | 601 | 56 |
| 2018-2019 | 50 | 6 | 44 | 254 | 1,196 | 42 | 7 | 1,499 | 343 | 1,156 |
| 2019-2020 | 4 | 6 | -2 | 127 | 105 | 9 | 21 | 262 | 732 | -470 |
| 2020-2021 | 11 | 24 | -13 | 160 | 604 | 17 | 3 | 784 | 1,094 | -310 |
| 2021-2022 | 13 | 27 | -14 | 792 | 378 | 13 | 16 | 1,199 | 790 | 409 |
| Average | 17 | 14 | 3 | 341 | 487 | 35 | 16 | 880 | 712 | 168 |



Membership Composition June 2022 Cumulative



Gender Composition June 2022 Cumulative

